

The Patient Summary is designed to heighten the user experience by providing a variety of components containing general patient information such as Demographics, Care Team Relationships and Insurance Information in a single section of the chart.

Overview

The screenshot shows the Patient Summary interface with three main sections highlighted by red boxes and numbers:

- 1** Demographics: Patient name MHINTEST, EXTRA CHEESE, 34 Years F, DOB: 06/09/1984. Includes fields for Race (American Indian/Alaska Native), Ethnicity (Not Hispanic/Latino), Preferred Language (English), Religion (Baptist), Address (220 W. COLFAX AVE, SOUTH BEND, IN 46601), Phone Number (Business: (574)968-0000, Home: (574)968-1018), and PowerChart Identifiers (0).
- 2** Care Team Relationships: Shows PCP Relationships (1 active, 13 inactive) and Primary Care Physician (1) Physician, MHIN. Also shows Providers & Care Coordinators (1 active, 0 inactive) with an Attending Physician: Physician, MHIN.
- 3** Insurance Information: A summary of insurance information from multiple providers and organizations. It lists two insurance policies:
 - Insurance Name: Anthem North Carolina, Active Range: 10/15/2015 - Unknown, Member Number: 123, Policy/Group Number: [redacted], Insurance Address: PO Box 30087 Durham NC 277020035, Insurance Phone: [redacted], Contributor System: Trinity SJPN.
 - Insurance Name: Anthem BCBS Indiana, Active Range: 04/23/2014 - Unknown, Member Number: Yrk234m56788, Policy/Group Number: 1236, Insurance Address: PO Box 105187 Atlanta GA 303485187, Insurance Phone: [redacted], Contributor System: Trinity SJPN.


Note: The information that displays in the Patient Summary page is provided by several community healthcare organizations.

1. Demographics
 - All information displays across all encounters.
2. Care Team Relationships
 - PCP Relationships - displays information across all encounters.
 - Providers & Care Coordinators - displays encounter specific information.
3. Insurance Information
 - Displays patient specific insurance information obtained from multiple community healthcare providers and organizations in descending order across all encounters.
 - This information is **not** intended to replace organization insurance verification methods. Insurance information should continue to be confirmed with the patient or the payer.
 - The system logic will display the patient's insurance information in descending order by the insurance end date:
 - 1st - insurance information with a start date within the last 3 years and an end date of **Current**.
 - 2nd - insurance information with a start date older than 3 years and an end date of **Unknown**.
 - 3rd - insurance information with both start and end dates, in descending order by the end date.

Basic Navigation

Chart Menu

The Patient Summary is the first menu option in the patient chart.

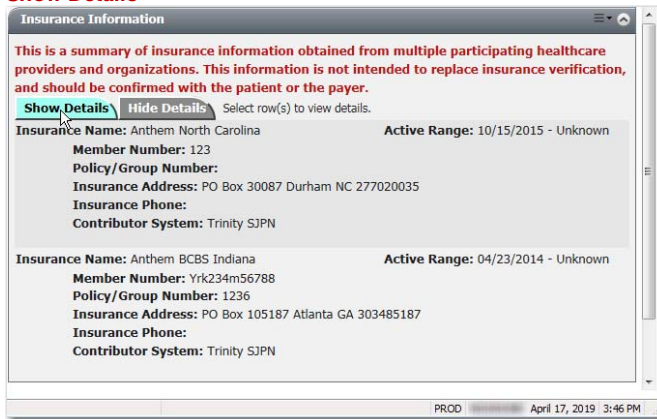


Insurance Information - Show Details / Hide Details Tabs

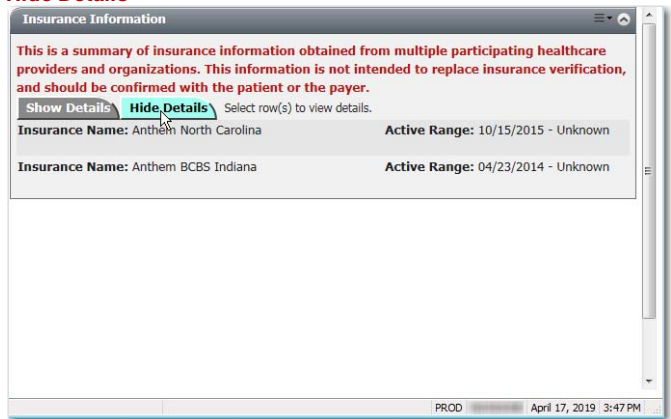
The insurance information component contains a Show Details and a Hide Details tab that allows the user to choose whether all the additional sublevel insurance information displays.

Examples:

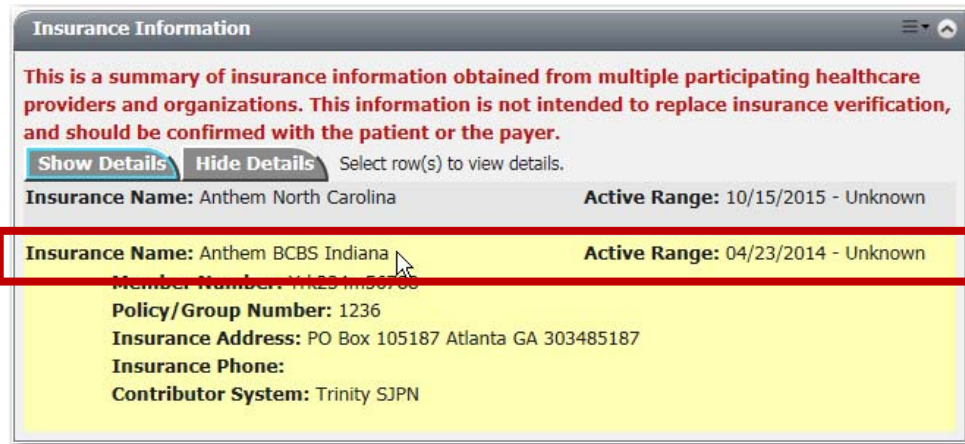
Show Details



Hide Details



Tip: Users can also choose to expand or collapse a single insurance row by clicking on the first line of the row.



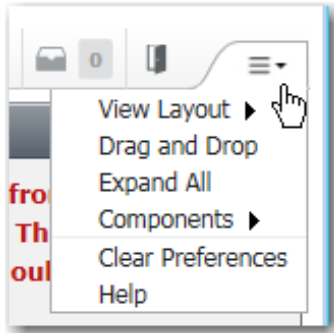
Page Toolbar

Toolbar buttons are designed for future functionality and are not currently available.



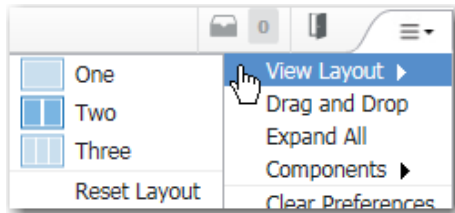
Page Menu

The page menu offers the following user level preference options:



View Layout

- Allows the user to choose from a variety of available page layout options.



Drag and Drop

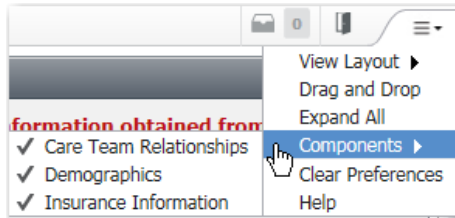
- Allows the user to activate the Drag and Drop functionality to move and reconfigure the page components.

Expand All

- Allows the user to expand all page components at one time.

Components

- Allows the user to choose which available component displays on the page.



Clear Preferences

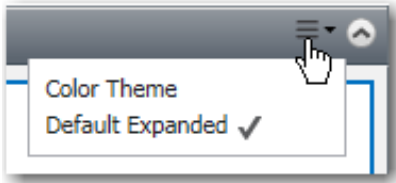
- Allows the user to clear all personal preferences for all page components at one time.

Help

- Allows the user to quickly access the Cerner MPage Help Pages.

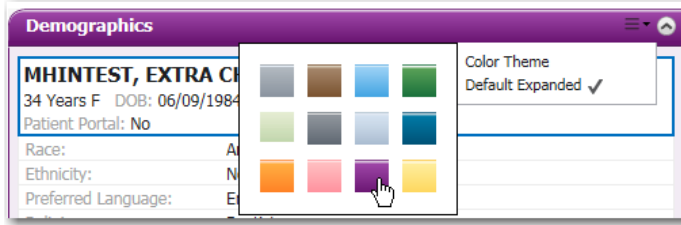
Component Menu

The component menu offers the following user level preference options for the selected component:



Color Theme

- Allows the user to assign an alternate color to the selected component.



Default Expanded

- Allows the user to default the selected component to expanded or collapsed.

Collapse / Expand Buttons

The collapse and expand buttons allow the user to collapse and expand the selected component area.

